

CineSkates
table-top dolly wheels

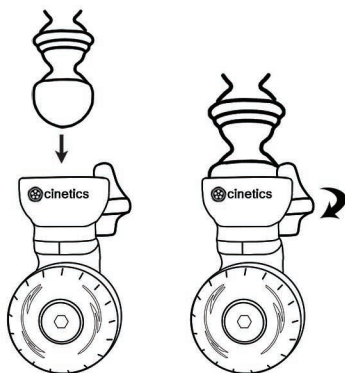
Quickstart Guide

For JOBY GorillaPod Focus




CineSkates works with the flexible JOBY® GorillaPod Focus Tripod

1. Loosen clamp knob and insert GorillaPod foot as far as possible.
2. Tighten clamp knob firmly to lock GorillaPod in to place.

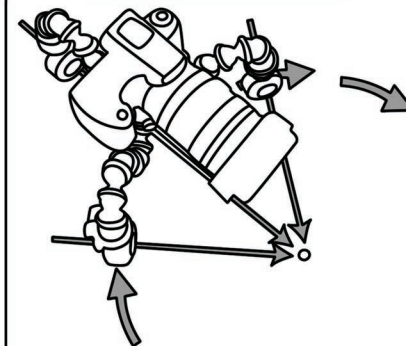


Set Up GorillaPod

1. Bend the GorillaPod Focus legs so each knuckle is fully extended. This is the strongest most stable position, and is especially important for heavier cameras (weight limit 5lbs/2.2kg)



Set Up GorillaPod



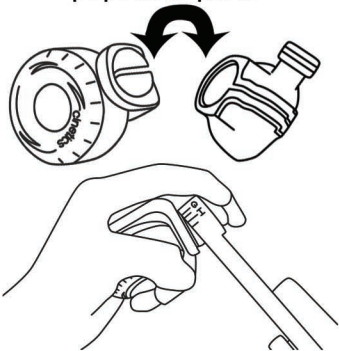
You can align the wheels so that they are all parallel to each other to move the rig linearly, or set them up to create an arc. To create an arc, line up the wheels so that an imaginary axis through the center of each wheel intersects at the point you want to rotate around.

For Cinetics SkatePlate

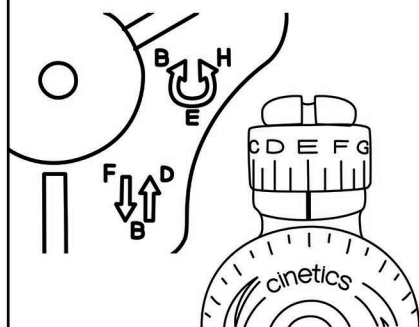


CineSkates works with Cinetics SkatePlate, versatile base for all Cinetics Connect Products

1. GorillaPod Focus Clamps are not needed. To remove, loosen knob completely and pull clamps off dolly wheel.
2. Align dolly wheels with Cinetics Connect Port on SkatePlate. Press firmly until it pops in to place

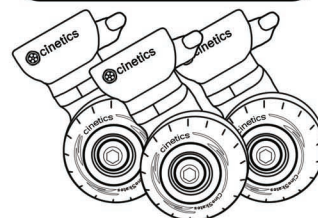


Set up SkatePlate



To set up SkatePlate, follow the diagrams on the top of the Plate. Align the notch on each of the wheels with the corresponding letter depending on the configuration you need. Arcs can be adjusted to any diameter by turning two wheels in or out.

Tips



- 1) Take your time setting up and aligning wheels to get a perfect roll. CineSkates takes some practice and experimenting to reach its full potential.
- 2) The tic marks around each wheel can be used for stop-motion and timelapse. This is done by moving the wheels a certain amount, for example; from the "0" to the "1" mark, which is 1 cm, then repeating the move between each timed photo.

3 CineSkates Dolly Wheels
3 GorillaPod Focus Clamps
1 Travel Bag
1 Quickstart Guide

Included in Box

Email: Send all email inquiries to info@cinetics.com

Register: Register for warranty at cinetics.com/warranty

Customer Support

Cinetics products are warranted against defects in materials and workmanship for a period of one (1) year from the date of original purchase.

Warranty